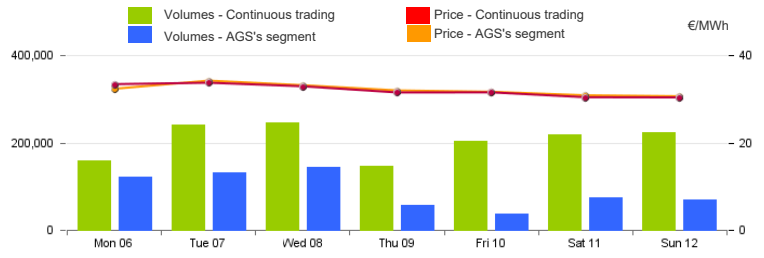


Spot Gas Market (MP-GAS)

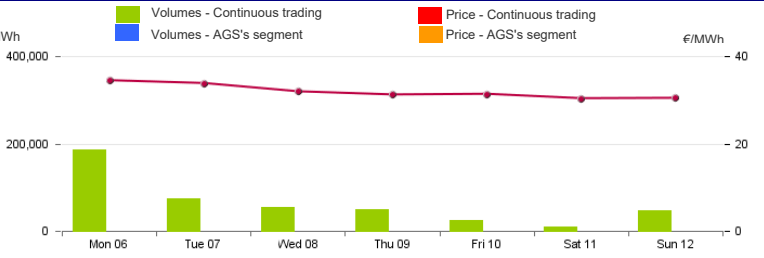
Day-Ahead Gas Market (MGP-GAS)

	Price. €/MWh				Volumes. MWh			
	Average	Var	Min	Max	Total	Var	Daily Products	WE Product
Continuous trading	31.76	+3.4%	29.80	34.50	1,439,448	+2.2%	1,088,136	351,312
	Price. €/MWh				Volumes. MWh			
	Average	Var	Min	Max	Total	Var	Purchases SRG	Sales SRG
AGS's segment	32.05	+3.2%	30.58	34.15	634,560	-29.6%	634,560	



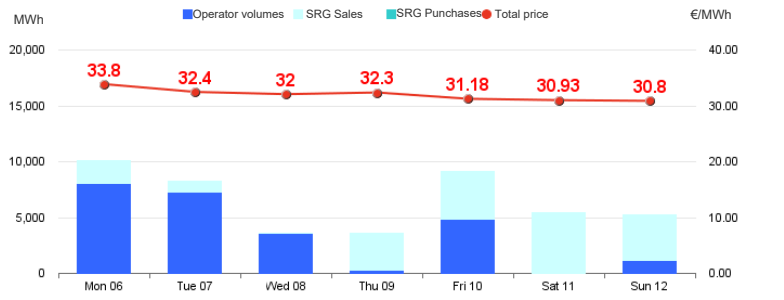
Intra-Day Gas Market (MI-GAS)

	Price. €/MWh				Volumes. MWh			
	Average	Var	Min	Max	Total	Var	Purchases SRG	Sales SRG
Continuous trading	31.95	+3.3%	30.00	35.70	447,840	-39.5%		
	Price. €/MWh				Volumes. MWh			
	Average	Var	Min	Max	Total	Var	Purchases SRG	Sales SRG
AGS's segment	-	-	-	-	-	-	-	-



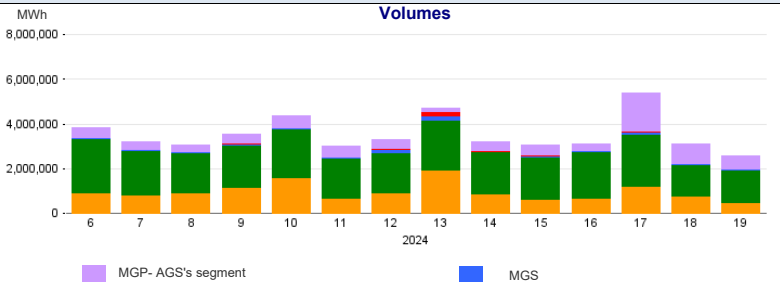
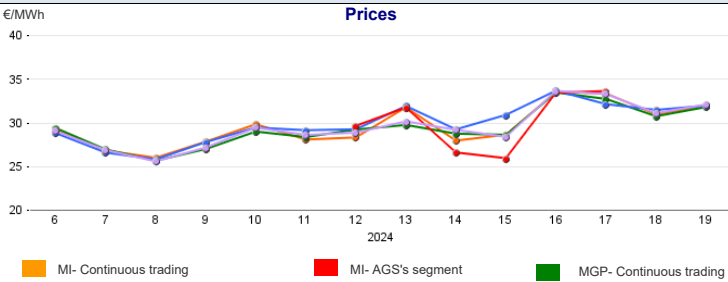
Market for the trading of gas stored (MGS-GAS)

Week	Storage	19	18
Price. (1) €/MWh	Stogit	31.92	31.43
	Edison Stoccaggio	-	-
	Total	31.92	31.43
Volumes. MWh	Stogit	45,328	31,466
	Edison Stoccaggio	-	-
	Total	45,328	31,466
SRG Activity. MWh	Purchases		8,716
	Balancing (2)	-	8,716
	Other purposes (3)	-	-
	Sales	20,705	18,238
	Balancing (2)	20,705	18,238
Other purposes (3)	-	-	



1) The Total price is calculated as a weighted average price for the total volumes exchanged in each storage system.
2) To securely manage any expected deviations between overall network injections and withdrawals pursuant to Art. 2.5 of Annex A, AEEGSI's Resolution 312/2016/R/gas
3) Stored gas trades by Snam Rete Gas (SRG) not included in "Balancing"

Weekly evolution



Forward Gas Market (MT-GAS)

Products	Market				OTC		Total		Open interest*		
	Minimum Price	Maximum Price	Check Price*		Registrations	Volumes	Volumes				
	€/MWh	€/MWh	€/MWh	change %	N.	MWh/d	MWh/d	change %	MWh/d	MWh	
Q-2024-03	-	-	32.73	0.0%	-	-	-	-	-	-	-
Q-2024-04	-	-	37.09	0.0%	-	-	-	-	-	-	-
WS-2024/2025	-	-	38.03	0.0%	-	-	-	-	-	-	-
Q-2025-01	-	-	37.91	0.0%	-	-	-	-	-	-	-
CY-2025	-	-	38.59	0.0%	-	-	-	-	-	-	-
M-2024-06	-	-	32.70	0.0%	-	-	-	-	-	-	-
Q-2025-02	-	-	36.22	0.0%	-	-	-	-	-	-	-
SS-2025	-	-	37.75	0.0%	-	-	-	-	-	-	-
M-2024-07	-	-	33.25	0.0%	-	-	-	-	-	-	-
M-2024-08	-	-	31.39	0.0%	-	-	-	-	-	-	-
BoM-2024-05	-	-	31.66	-1.0%	-	-	-	-	-	-	-
Total										0	0

*Referred to the last session of the week